

What I need for a start:

Facebook Login Data:

Email

Password

STEP 1. Sign Up to Mobile Monkey

Sign Up to Mobile Monkey

Sign Up Link: <https://app.mobilemonkey.com/signup>

The typical cost is \$49/mo, but using my promo code below you can get the first **12 months for only \$19/mo!**

Here is the Coupon Code: "Isaacisamonkey"

Get MobileMonkey Free! Build Chatbots Free & Easy

MobileMonkey is the world's best Facebook Messenger marketing platform. Connect with customers without writing a line of code in just minutes using the easiest chatbot builder.



Connect through
Facebook to get
MobileMonkey free



Get Started For Free

MobileMonkey makes it easy to:

- ✓ Chat blast and send drip campaigns to Facebook Messenger contacts
- ✓ See astronomical open rates — 70%+!
- ✓ Get more ROI than “likes” from Facebook Ads
- ✓ Build chatbots that automatically qualify leads
- ✓ Leverage AI to serve the content users want
- ✓ Use growth hacking tools to build Facebook Messenger contacts
- ✓ And a ton more!

Step 2. Connecting your Facebook Business Page.


Now you are ready to get started by connecting your first Facebook Page. Don't worry! We won't start sending messages for you just yet.

Welcome to MobileMonkey

Let's get started by connecting your first Facebook Page. Don't worry! We won't start sending messages for you just yet.

Get viral traffic system for your site Connect

“ People would rather connect in text and chat more than email or social combined. So it's a critical time to add Facebook Messenger marketing into your marketing mix. When you do, you'll find engagement 10-80x anything else you're doing. So we set out to make MobileMonkey the platform for every marketer to take advantage of Messenger's crazy engagement with software so simple everyone can use it.



Larry Kim
CEO & Co-founder,
MobileMonkey

Step 2. Connecting your Facebook Business Page

Welcome to MobileMonkey!

We're excited to have you onboard. Let's get started.


Work Email

Company Name

Monthly Facebook Advertising Spend

COMPLETE

“ I switched my Messenger marketing platform to MobileMonkey. It's super duper easy. When you get people to engage, they're more likely to buy. You can increase and improve your personalized relationship customer marketing through chatbots.



Mari Smith
"Queen" of Facebook

Step 3. Creating your first message

The screenshot shows a multi-step setup process for a Facebook Messenger bot. At the top, a progress bar has six steps: 'Welcome Message' (highlighted in green), 'Main Menu', 'Uses', 'Language', '"Unknown" Response', and 'Finish'. The main content area is titled 'Setup Your Welcome Message' and includes a descriptive paragraph, a text input field for the welcome message, and five buttons for opt-in and opt-out responses. A green confirmation button is at the bottom.

Welcome Message

This is the message that contacts will see when they interact with your page on Messenger for the first time. This is a great chance to get them to opt into receiving updates from you later.

Welcome Message Text

Welcome to my "Get viral traffic system" page! Can we send you updates about traffic?

Opt in button

Sure!

Opt out button

No Thanks

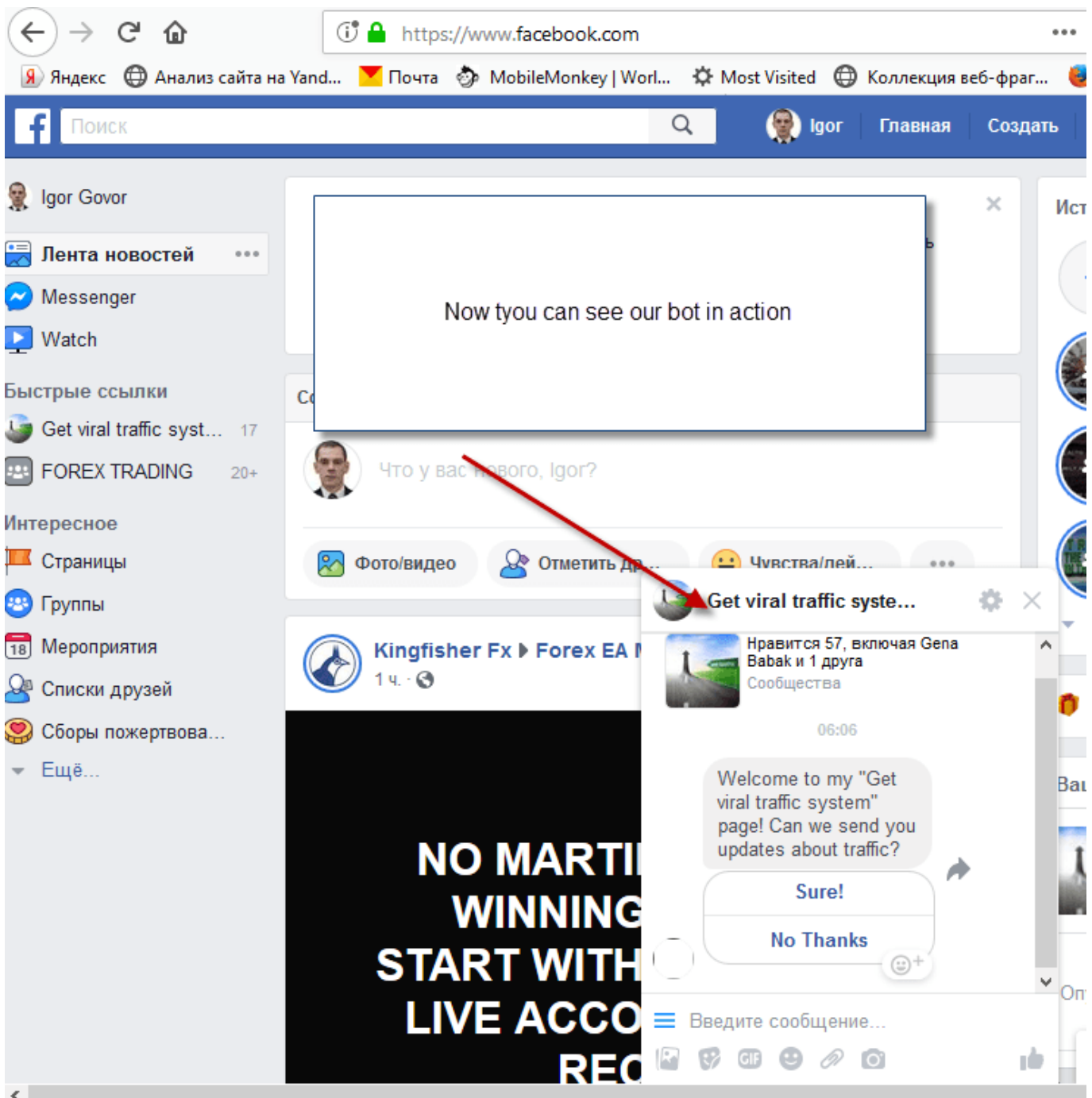
Opt in response

Great

Opt out response

Oh well. Thanks anyways.

LOOKS GOOD, LET'S KEEP GOING!

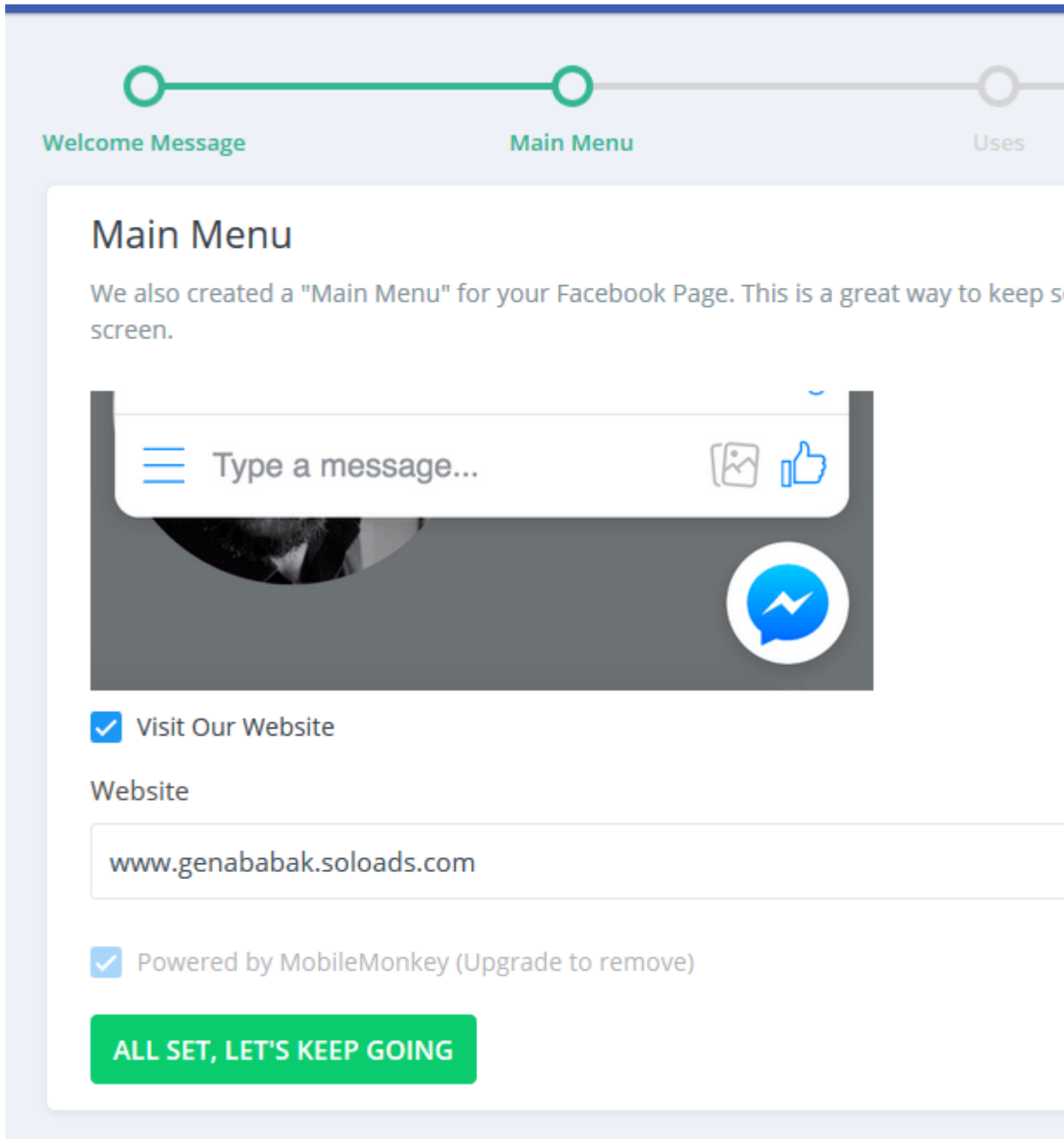


Step 4. Main Menu

We also created a “Main Menu” for your Facebook Page. This is a great way to keep some basic actions available to contacts at all times. Check it out in the chat plugin at the bottom

□ Get Profit Funnel to make money fast □ <https://profitfunnel.biz> Facebook Messenger Bot Marketing COACHING PROGRAM | 5

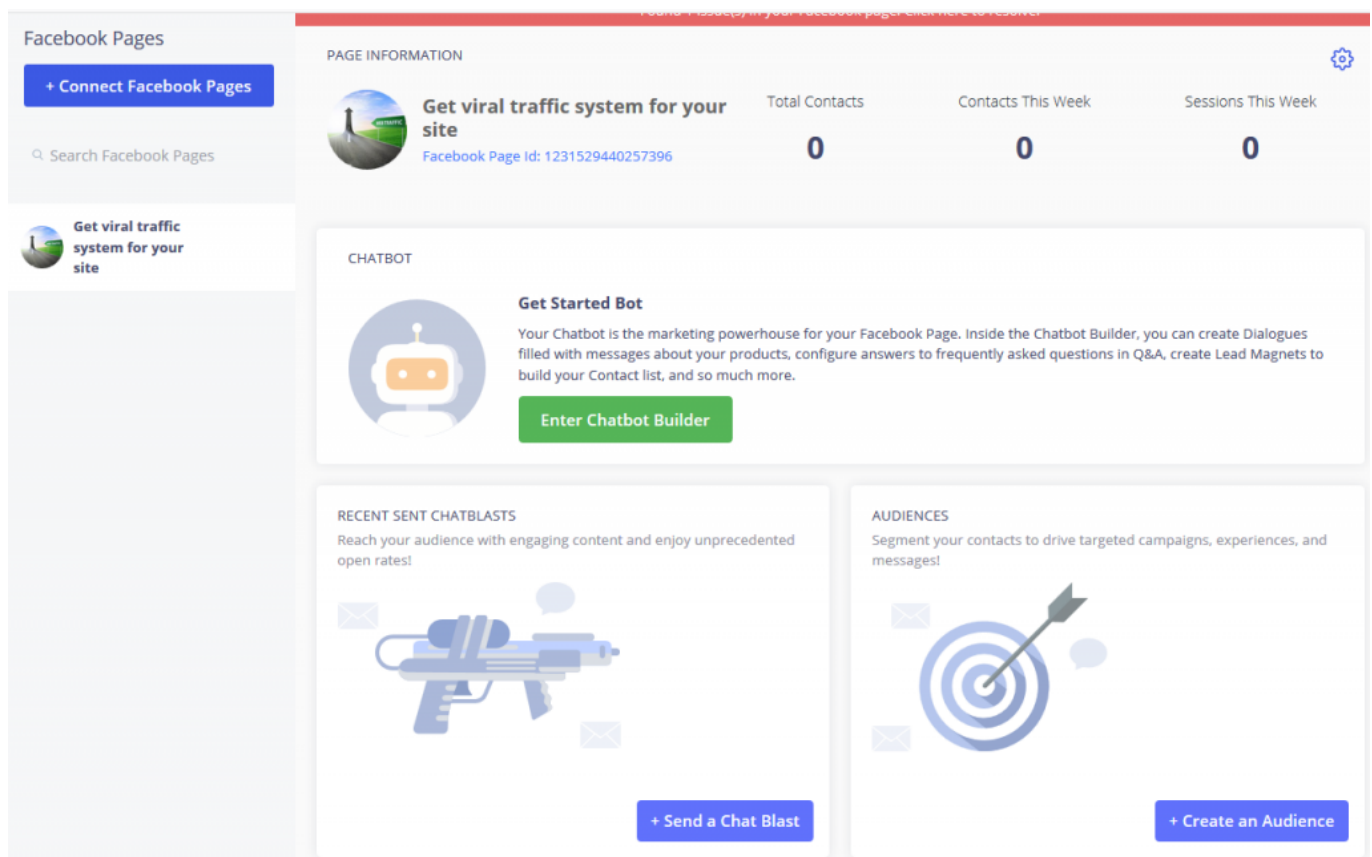
right of the screen.



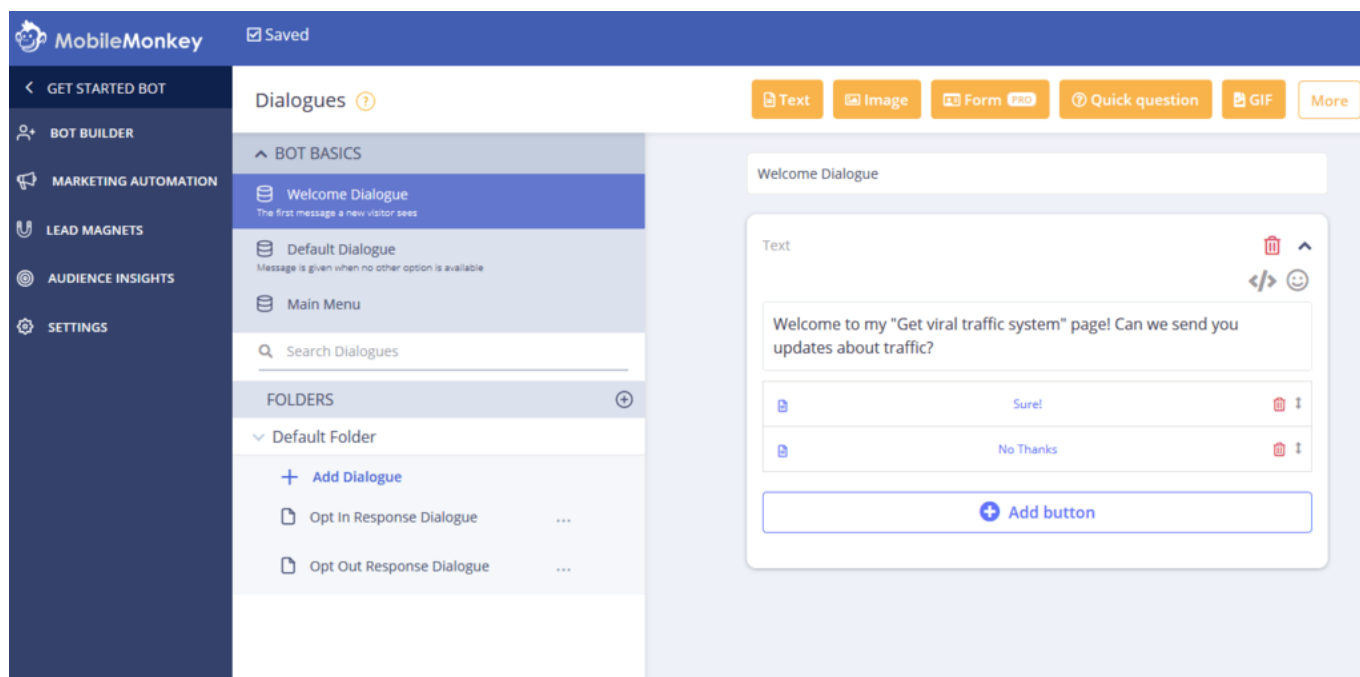
Congratulations! Your bot is set up.

Now let's say hello to visitors who have messaged your Facebook page in the past. Send them your welcome message and ask them to opt in!

This is how your Main Dashboard will look like.



Look what is inside...



FREE VIDEO TRAINING

[Facebook Messenger Chatbot Marketing Training Course](#) from MobileMonkey & Isaac Rudansky

We are excited to partner with Isaac Rudansky for a complete 12-hour course on Messenger Marketing and MobileMonkey bot building.

==>>[Click this link to get FREE access now](#)

The screenshot shows the MobileMonkey website interface. At the top, there is a blue navigation bar with the MobileMonkey logo on the left and a search bar on the right containing the text "Help me with...". Below the navigation bar, a breadcrumb trail reads "All Categories > Training Videos > Facebook Messenger & Chatbot Training Video Series.". On the left side, there is a vertical sidebar menu with the following items: "Training Videos" (expanded), "Facebook Messenger & Chatbot Training Video Series.", "MobileMonkey Pro Features", "Getting Started", "Premier Consulting", "FAQs", "Join Our Community", "Bot Building", "Lead Magnets", "Marketing Tools", "Audience Insights", "Sample Bots - Try Them Out!", and "Known Issues". The main content area features the title "Facebook Messenger & Chatbot Training Video Series." followed by a sub-header "Facebook Messenger Chatbot Marketing Training Course from MobileMonkey & Isaac Rudansky" and a note "Updated 2 months ago by Jason OHare". The text describes a 12-hour course on Messenger Marketing and MobileMonkey, highlighting intensive, step-by-step instruction from a top-rated Udemy instructor. It mentions that the content goes beyond basic bot building and includes marketing education. A link "Visit Course: HERE" is provided. Below the text is a video player thumbnail showing a man with glasses and a beard, with a play button icon overlaid. The thumbnail also contains icons for Facebook, Messenger, and MobileMonkey, and the text "Preview this course" at the bottom.